



NEO SHOOTERS USPSA

Stage: No Name 1

Course Designer: D.S.B.

Date: 3/26/16

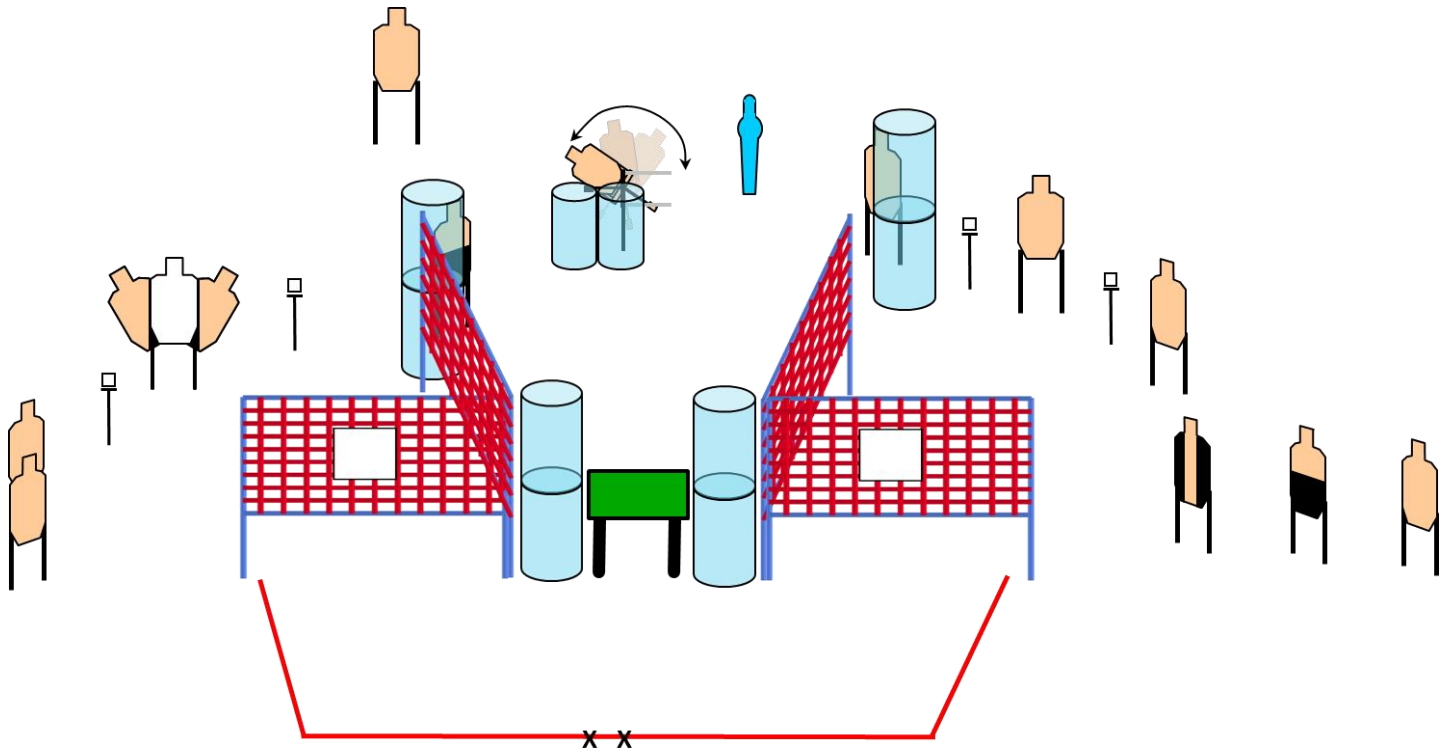
Stage #

1

START POSITION: Standing outside shooting area, facing downrange, toes touching X's with arms relaxed at sides. Handgun is loaded and placed on table with the muzzle pointing down range.

STAGE PROCEDURE: At start signal, engage all targets from within the shooting area. Walls extend to ground and upwards to infinity.

SCORING: Comstock, 31 rounds, 155 points
TARGETS: 13 Metric, 1 PP, 4 Steel
SCORED HITS: Best 2 per paper, KD steel = 1A
START-STOP: Audible - Last shot
RULES: USPSA current edition





NEO SHOOTERS USPSA

Stage: C

Course Designer: D.S.B.

Date: 3/26/16

Stage

2

START POSITION: Standing inside shooting area, facing downrange, toes touching X's with wrists above respective shoulders. Handgun is loaded and holstered as per ready condition in rule 8.1.1 and 8.1.2.

STAGE PROCEDURE: At start signal, engage all targets from within the shooting area. Walls extend to ground and upwards to infinity.

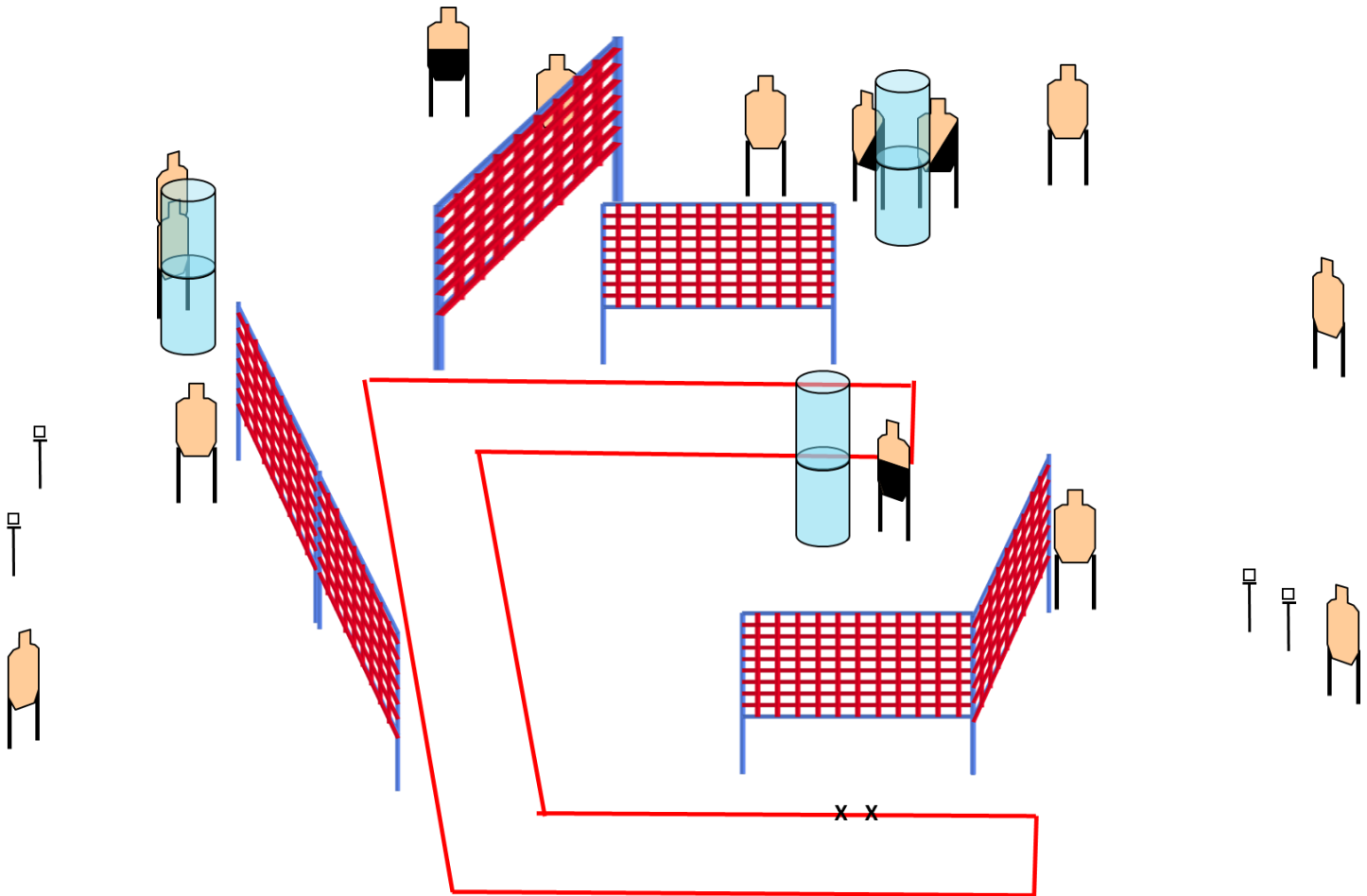
SCORING: Comstock, 32 rounds, 160 points

TARGETS: 14 Metric, 4 Steel

SCORED HITS: Best 2 per paper, KD steel = 1A

START-STOP: Audible - Last shot

RULES: USPSA current edition





NEO SHOOTERS USPSA

Stage: Prep Work

Course Designer: D.S.B.

Date: 3/26/16

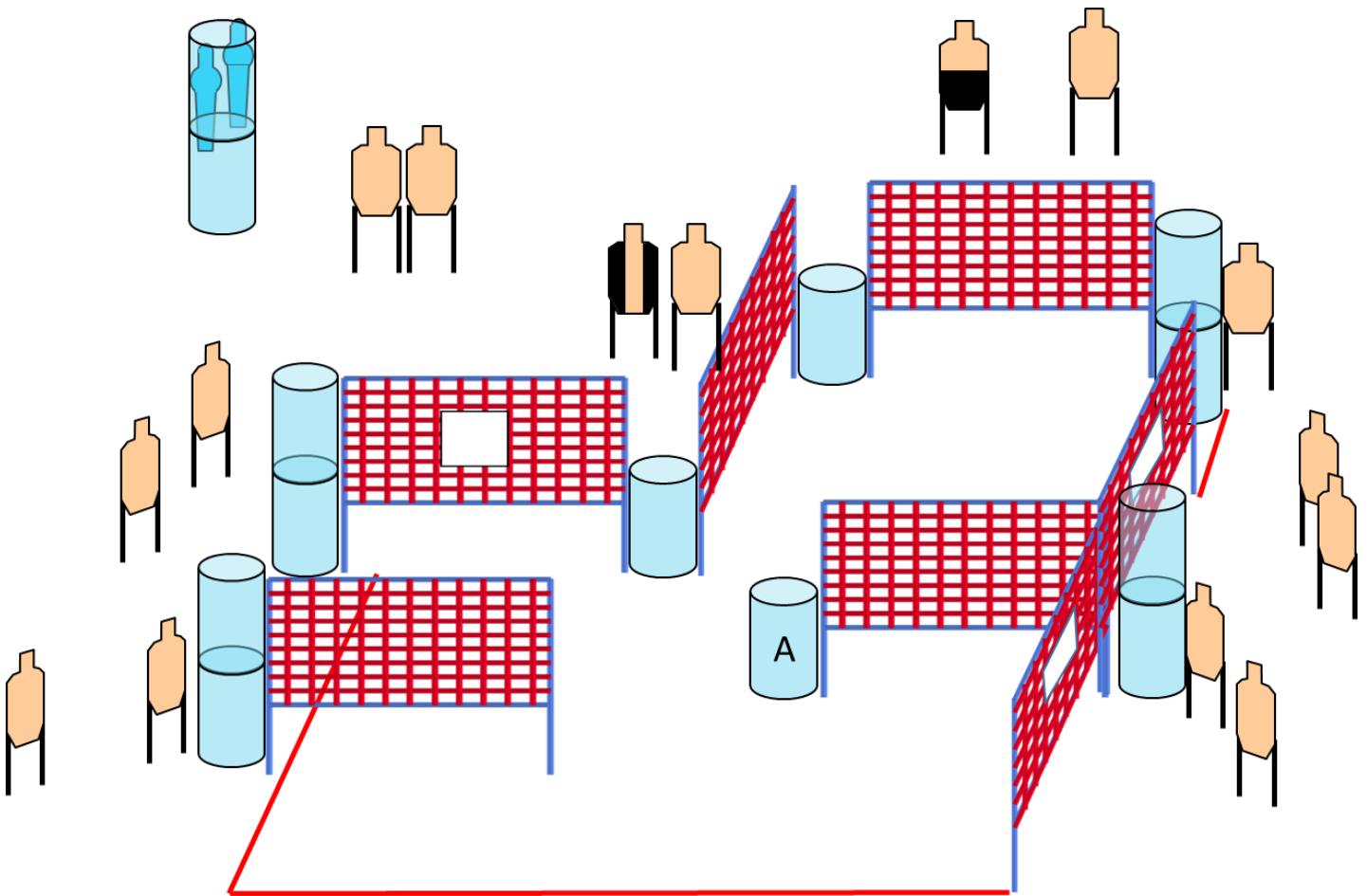
Stage

3

START POSITION: Standing inside shooting area with both hands touching barrel A. Handgun is loaded and holstered as per ready condition in rule 8.1.1 and 8.1.2.

STAGE PROCEDURE: At start signal, engage all targets from within the shooting area. Walls extend to ground and upwards to infinity.

SCORING: Comstock, 32 rounds, 160 points
TARGETS: 15 Metric, 2 PP
SCORED HITS: Best 2 per paper, KD steel = 1A
START-STOP: Audible - Last shot
RULES: USPSA current edition





CM 99-46

Close Quarter Standards

RULES: USPSA Handgun Competition Rules, current edition **COURSE DESIGNER:** John Wells

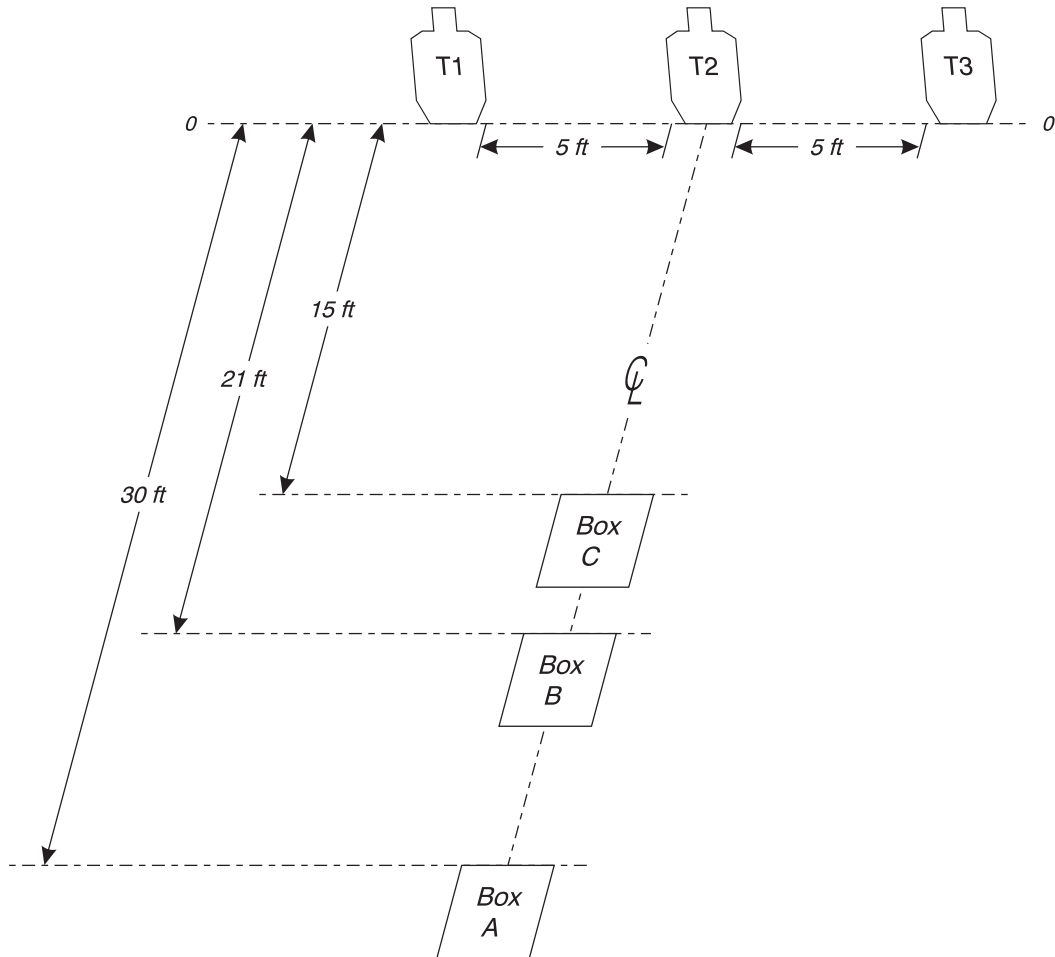
START POSITION: Standing in appropriate shooting box facing targets with both wrists above respective shoulders in surrender position. Handgun is loaded and holstered as per ready condition in rule 8.1.1 and 8.1.2.

STAGE PROCEDURE

- String 1. Upon start signal, from Box A, engage T1-T3 with only two rounds per target, then make a mandatory reload and from Box A re-engage T1-T3 with only two rounds per target.
 - String 2. Upon start signal, from Box B, engage T1-T3 with only two rounds per target using strong hand only.
 - String 3. Upon start signal, transfer gun to weak hand and from Box C engage T1-T3 with only two rounds per target using weak hand only.
- Jams may be cleared with both hands.

SCORING

- SCORING:** Virginia Count, 24 rounds, 120 points
- TARGETS:** 3 Metric
- SCORED HITS:** Best 8/paper
- START - STOP:** Audible - Last shot
- PENALTIES:** Per current edition of USPSA Handgun Competition Rules
Failure to perform mandatory reload will result in one procedural penalty per shot fired.



SETUP NOTES: All boxes are 3 feet by 3 feet. Set paper targets to 5 feet high at shoulders.

