



North East Ohio Shooters – OHN06

Course Designer: D.S.B.

Date: 3/12/2017

Stage

1

START POSITION: Facing downrange with hands on marks. Handgun is loaded and holstered as per ready condition in rules 8.1.1 and 8.1.2. PCC – Standing in shooting area with PCC loaded and safety on. Stock is touching belt and muzzle is touching either mark.

STAGE PROCEDURE: At start signal, engage all targets from within the shooting area. All walls extend to ground and upwards to infinity.

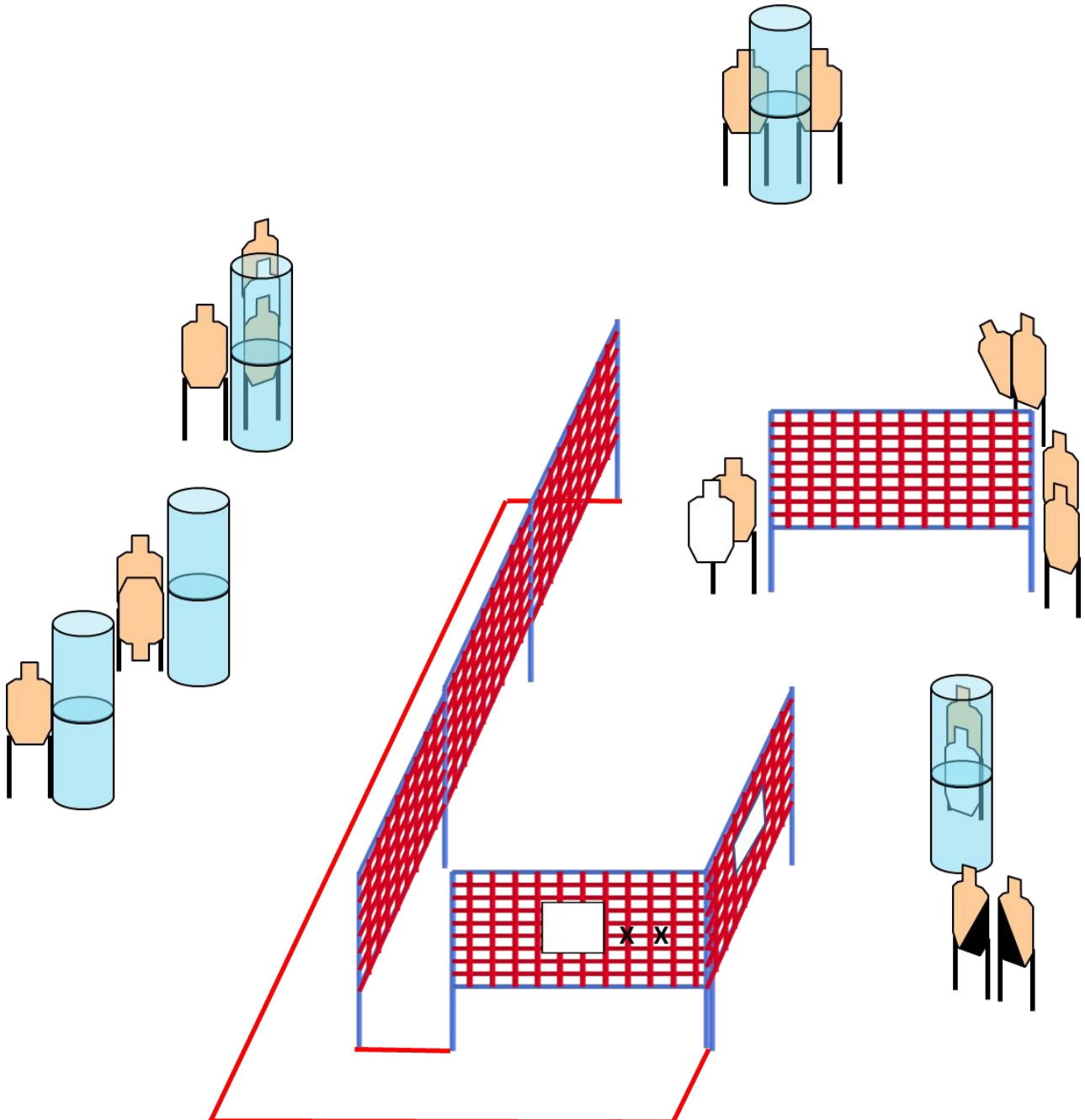
SCORING: Comstock, 32 rounds, 160 points

TARGETS: 16 Metric

SCORED HITS: Best 2 per paper

START-STOP: Audible - Last shot

RULES: USPSA current edition





North East Ohio Shooters – OHN06

Course Designer: D.S.B.

Date: 3/12/2017


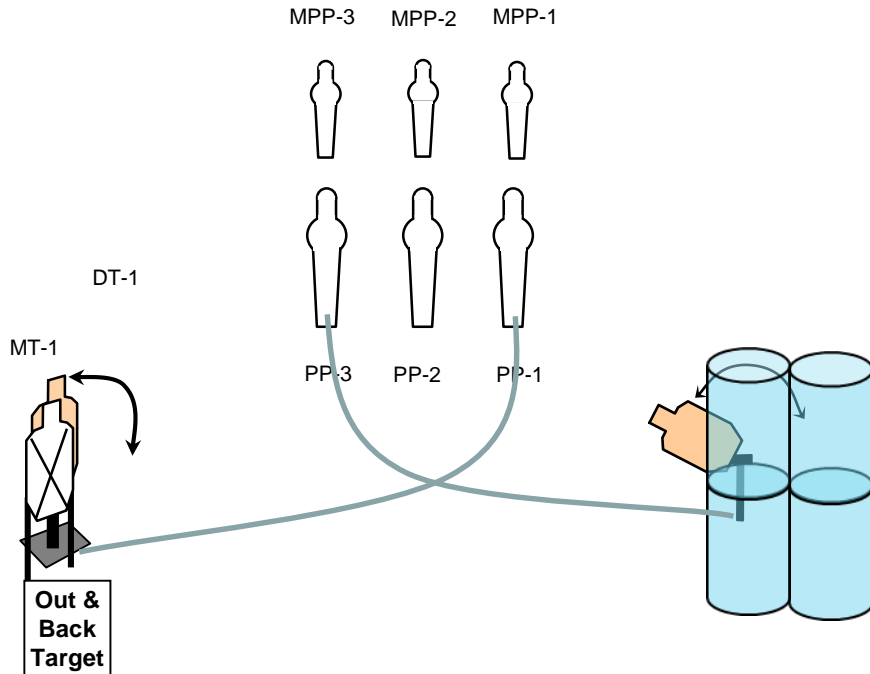
Stage #

2

START POSITION: Facing uprange with toes touching back of box and wrists above respective shoulders. Handgun is loaded and holstered as per ready condition in rule 8.1.1 and 8.1.2. PCC – Facing downrange with heels touching back of box, both hands on gun, stock touching belt and muzzle pointed downrange with muzzle above chin. PCC is loaded with safety on.

STAGE PROCEDURE: At start signal, turn (handgun only) and then engage all targets from within the shooting area as they become visible. PP-1 activates Max Trap 1 (MT-1). PP-3 activates Swinging Target 1 (ST-1) and must be knocked down before engaging ST-1. ST-1 is not available when at rest.

SCORING: Comstock, 10 rounds, 50 points
TARGETS: 3 Metric, 3 PP, 2 MPP
SCORED HITS: Best 2 per paper, 1KD steel = 1A
START-STOP: Audible - Last shot
RULES: USPSA current edition





North East Ohio Shooters – OHN06

Course Designer: D.S.B.

Date: 3/12/2017

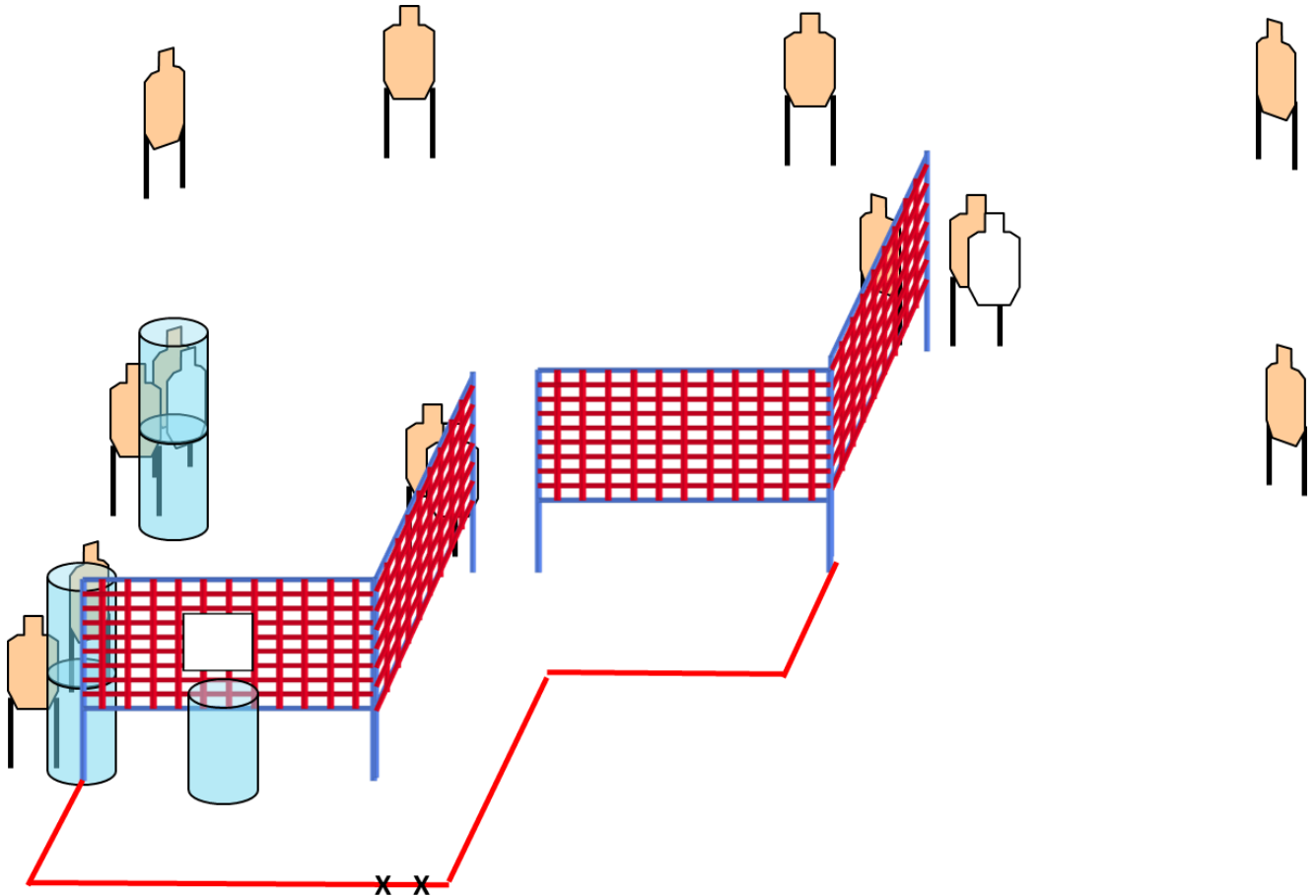
Stage #

3

START POSITION: Facing downrange with toes on marks. Firearm is unloaded and placed on barrel inside shooting area with muzzle pointed downrange. Slide/bolt is forward and safety is off.

STAGE PROCEDURE: At start signal, retrieve firearm and load, then engage all targets from within the shooting area. All ammo for the stage must come from the shooter's belt (ammo may not be left in the shooting area prior to start). All walls extend to ground and upwards to infinity.

SCORING: Comstock, 24 rounds, 120 points
TARGETS: 12 Metric
SCORED HITS: Best 2 per paper
START-STOP: Audible - Last shot
RULES: USPSA current edition





North East Ohio Shooters – OHN06

Course Designer: D.S.B.

Date: 3/12/2017

Stage

4

START POSITION: Facing downrange with heels touching marks. Handgun is loaded and holstered as per ready condition in rule 8.1.1 and 8.1.2. PCC – Facing downrange with heels touching marks, both hands on gun, stock touching belt and muzzle pointed downrange with muzzle above chin. PCC is loaded with safety on.

STAGE PROCEDURE: At start signal, engage all targets from within the shooting area. All walls extend to ground and upwards to infinity.

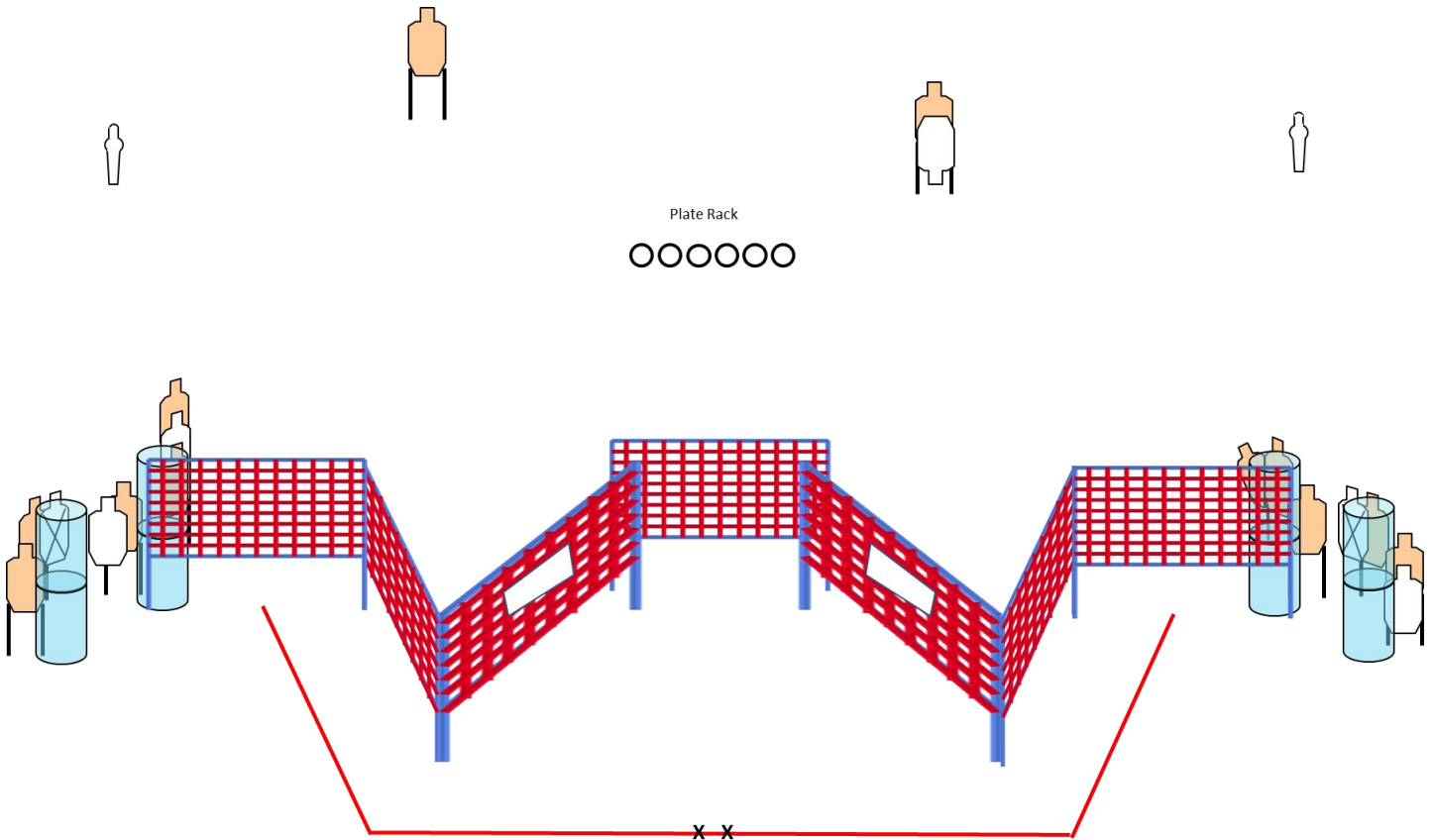
SCORING: Comstock, 32 rounds, 160 points

TARGETS: 12 Metric, 6 Steel, 2 MP

SCORED HITS: Best 2 per paper, KD steel = 1A

START-STOP: Audible - Last shot

RULES: USPSA current edition





CM 99-48

Tight Squeeze

RULES: USPSA Handgun Competition Rules, current edition **COURSE DESIGNER:** Joe Hudson—Modifications by US Design Team

START POSITION: Standing in Box A facing targets, both wrists above respective shoulders. Handgun is loaded and holstered as per ready condition in rule 8.1.1 and 8.1.2.

STAGE PROCEDURE

Upon start signal, from Box A, engage T1-T3 with only two rounds per target, then make a mandatory reload and from Box A re-engage T1-T3 with only two rounds per target.

SCORING

SCORING: Virginia Count, 12 rounds, 60 points

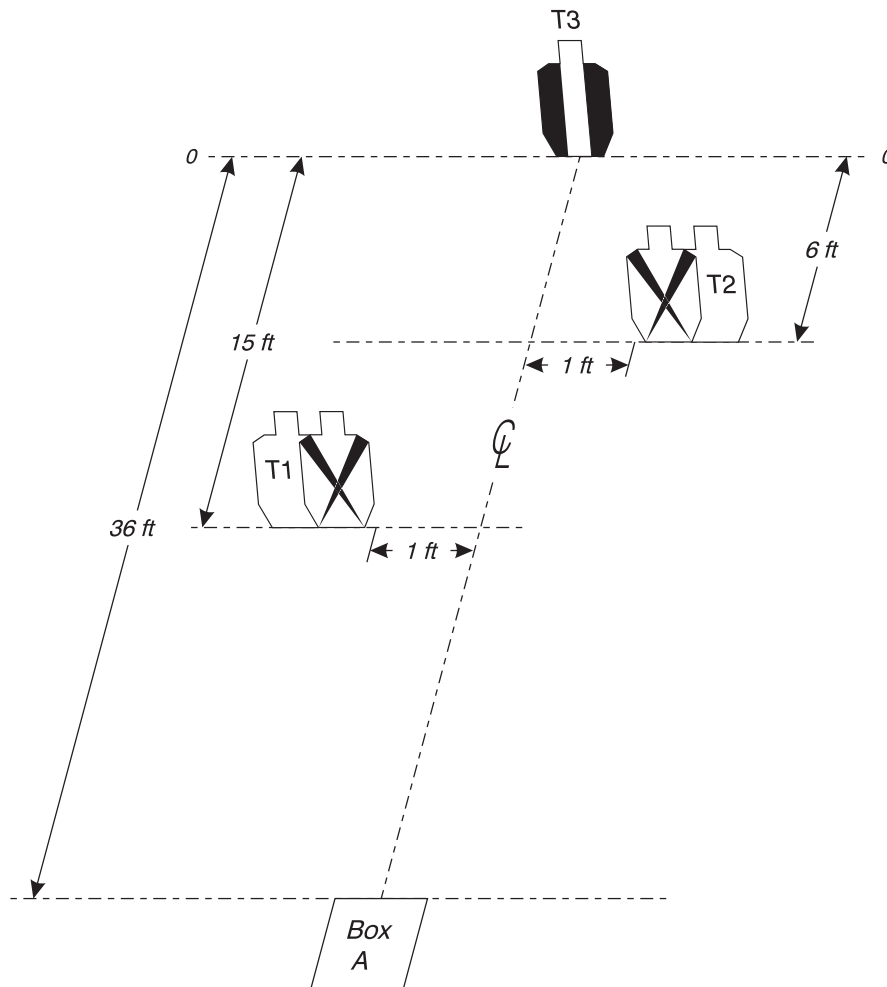
TARGETS: 3 Metric

SCORED HITS: Best 4/paper

START - STOP: Audible - Last shot

PENALTIES: Per current edition of USPSA Handgun Competition Rules

Failure to perform mandatory reload will result in one procedural penalty per shot fired.



SETUP NOTES: Set paper targets to 5 feet high at shoulders. Hard cover on T3 is even with edges of A zone. No-shoots are placed on T1 and T2 so that they



are the same height and that the perforation line of the A zone is overlapped by the perforation of the non-scoring border of the no-shoot. Box A is 3 feet by 3 feet.