



# NEO SHOOTERS USPSA

Course Designer: D.S.B.

Date: 6/24/2017

## Stage #

# 1

**START POSITION:** Facing downrange with heels on marks and hands relaxed at sides. Handgun is unloaded and holstered.

**STAGE PROCEDURE:** At start signal, engage all targets from within the shooting area. All walls extend to ground and upwards to infinity.

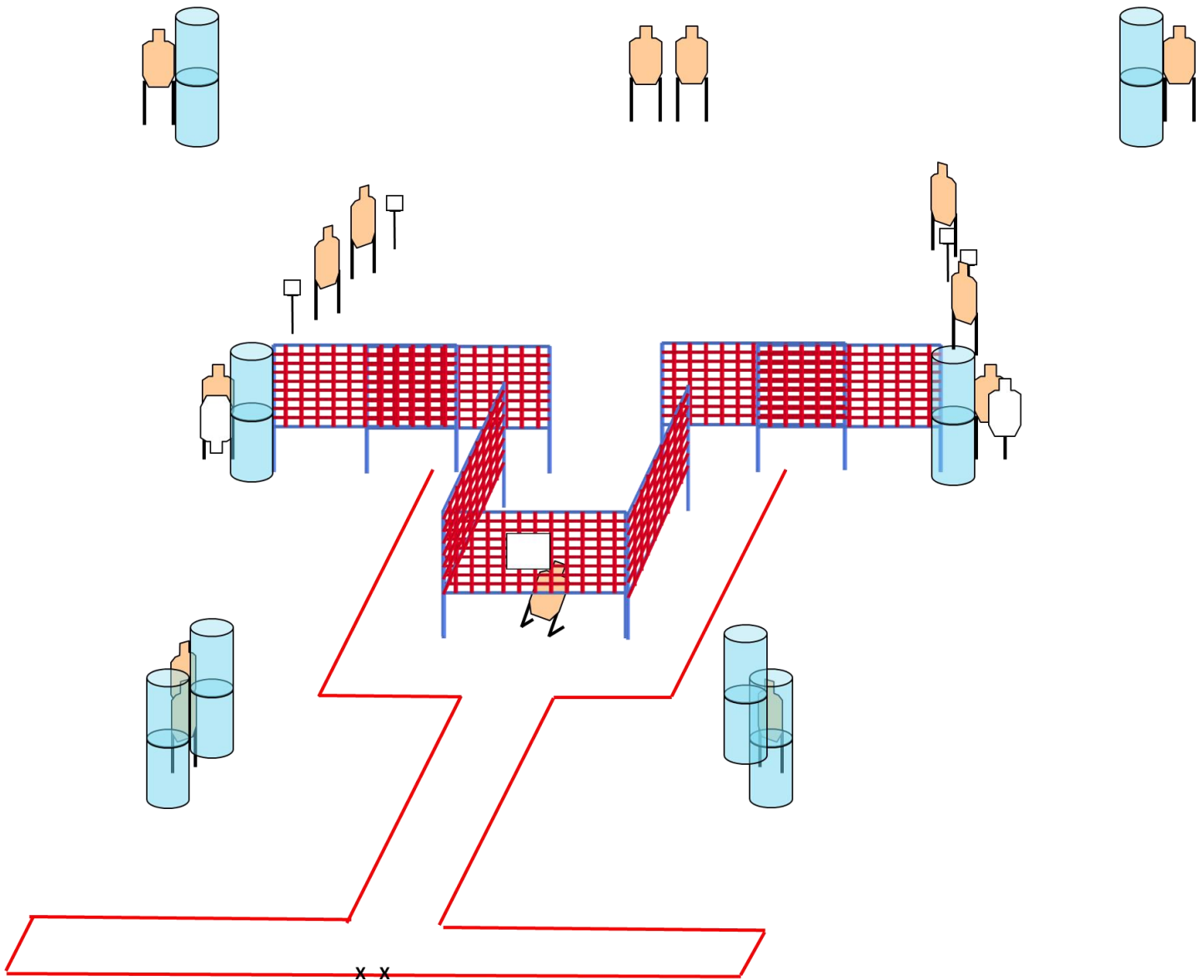
**SCORING:** Comstock, 32 rounds, 160 points

**TARGETS:** 14 Metric, 4 Steel

**SCORED HITS:** Best 2 per paper, KD Steel = 1A

**START-STOP:** Audible - Last shot

**RULES:** USPSA current edition





# NEO SHOOTERS USPSA

Course Designer: D.S.B.

Date: 6/24/2017

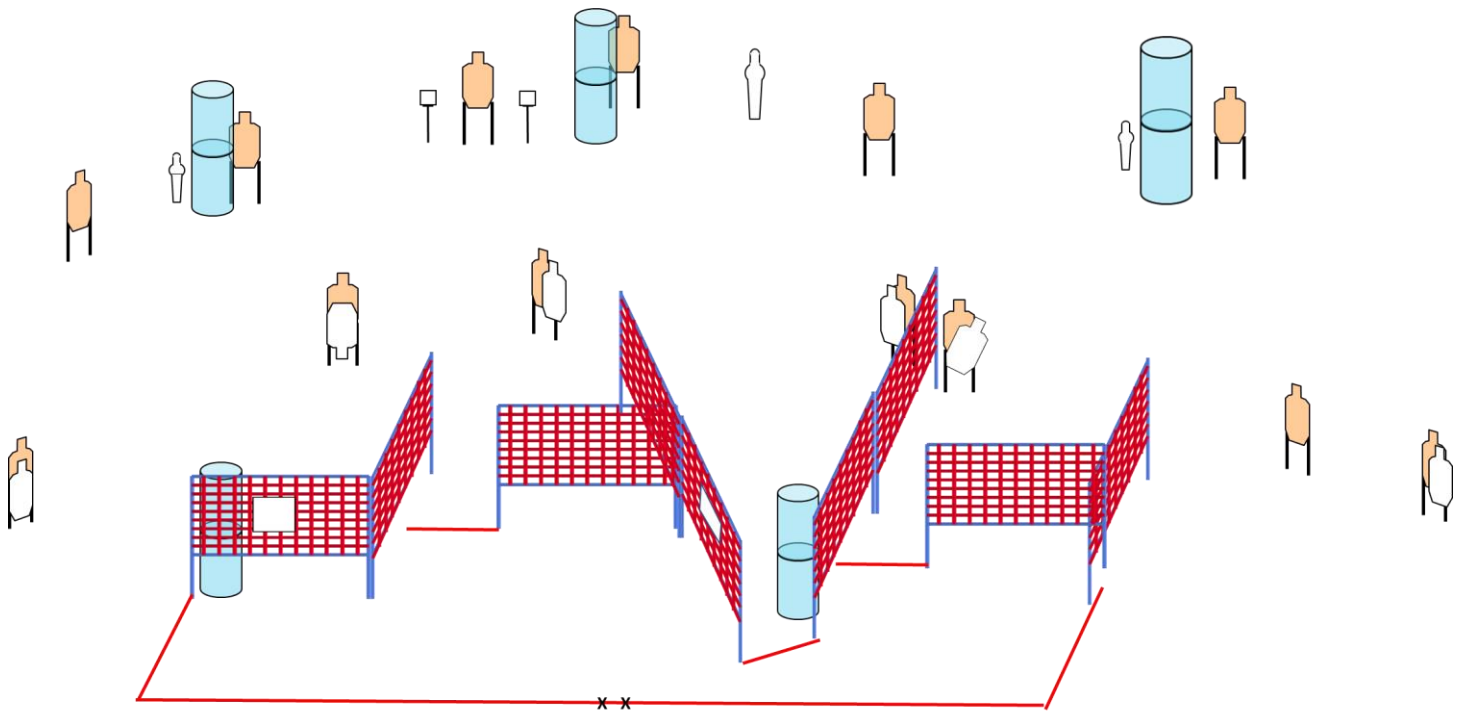
## Stage #

# 2

**START POSITION:** Facing uprange with toes on marks and wrists above respective shoulders. Handgun is loaded and holstered as per ready conditions in 8.1.1 and 8.1.2.

**STAGE PROCEDURE:** At start signal, engage all targets from within the shooting area. All walls extend to ground and upwards to infinity.

**SCORING:** Comstock, 31 rounds, 155 points  
**TARGETS:** 13 Classic, 5 Steel  
**SCORED HITS:** Best 2 per paper, KD Steel = 1A  
**START-STOP:** Audible - Last shot  
**RULES:** USPSA current edition





# NEO SHOOTERS USPSA

Course Designer: D.S.B.

Date: 6/24/2017

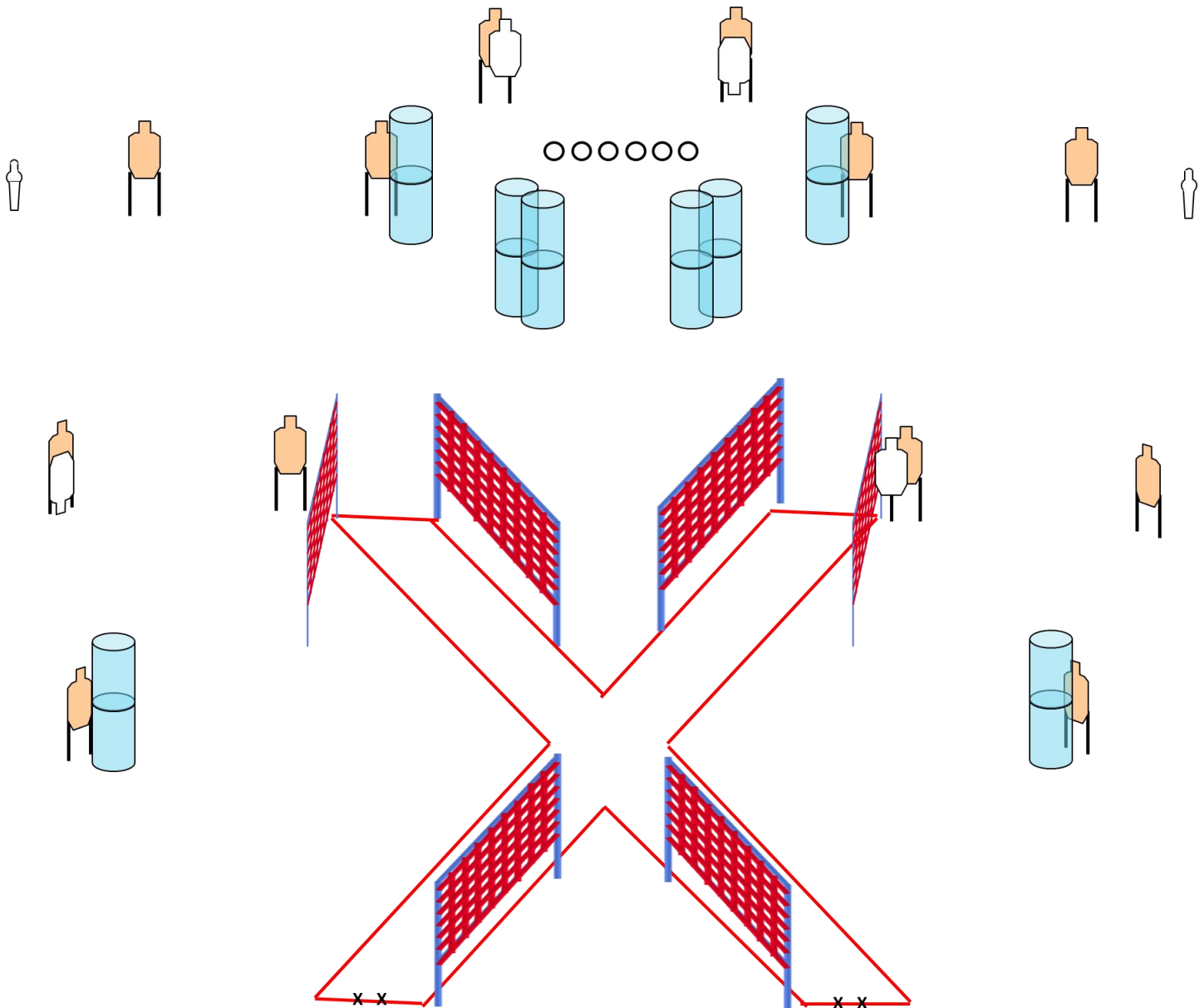
Stage #

# 3

**START POSITION:** Facing downrange with toes on either set of marks and hands relaxed at sides. Handgun is loaded and holstered as per ready condition in rule 8.1.1 and 8.1.2.

**STAGE PROCEDURE:** At start signal, engage all targets from within the shooting area. All walls extend to ground and upwards to infinity.

**SCORING:** Comstock, 32 rounds, 160 points  
**TARGETS:** 12 Metric, 2 MP, 6 Steel  
**SCORED HITS:** Best 2 per paper, KD Steel = 1A  
**START-STOP:** Audible - Last shot  
**RULES:** USPSA current edition





# NEO SHOOTERS USPSA

Course Designer: D.S.B.

Date: 6/24/2017

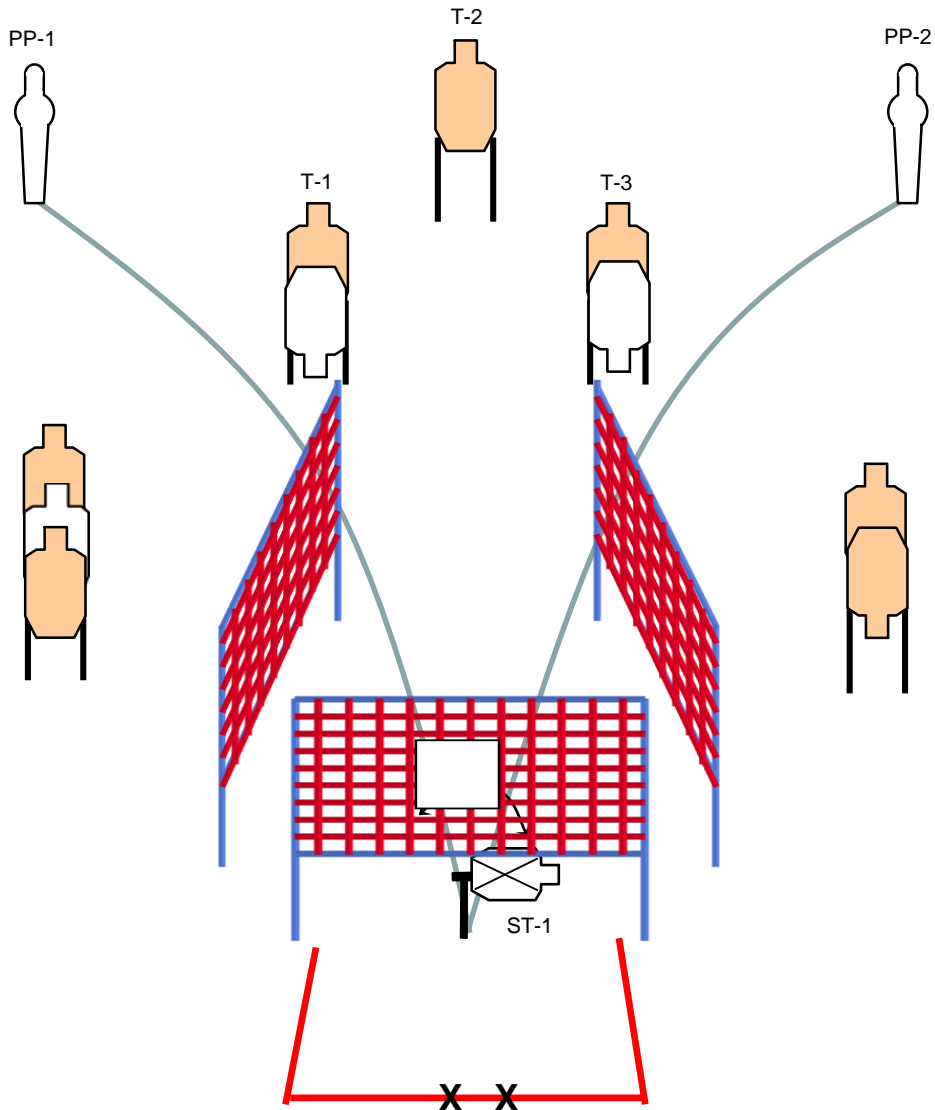
Stage #

4

**START POSITION:** Facing downrange with toes on either set of marks and hands relaxed at sides. Handgun is loaded and holstered as per ready condition in rule 8.1.1 and 8.1.2.

**STAGE PROCEDURE:** At start signal, engage all targets from within the shooting area. All walls extend to ground and upwards to infinity. Either PP-1 or PP-2 will activate ST-1. ST-1 is a swinging no-shoot target. ST-1 must be activated before shooting T-1, T-2, and T-3. T-1, T-2, and T-3 are disappearing targets.

**SCORING:** Comstock, 16 rounds, 80 points  
**TARGETS:** 7 Metric, 2 PP  
**SCORED HITS:** Best 2 per paper, KD Steel = 1A  
**START-STOP:** Audible - Last shot  
**RULES:** USPSA current edition





# CM 13-01

# Disaster Factor

**RULES:** USPSA Handgun Competition Rules, Current Edition **COURSE DESIGNER:** Robert Porter

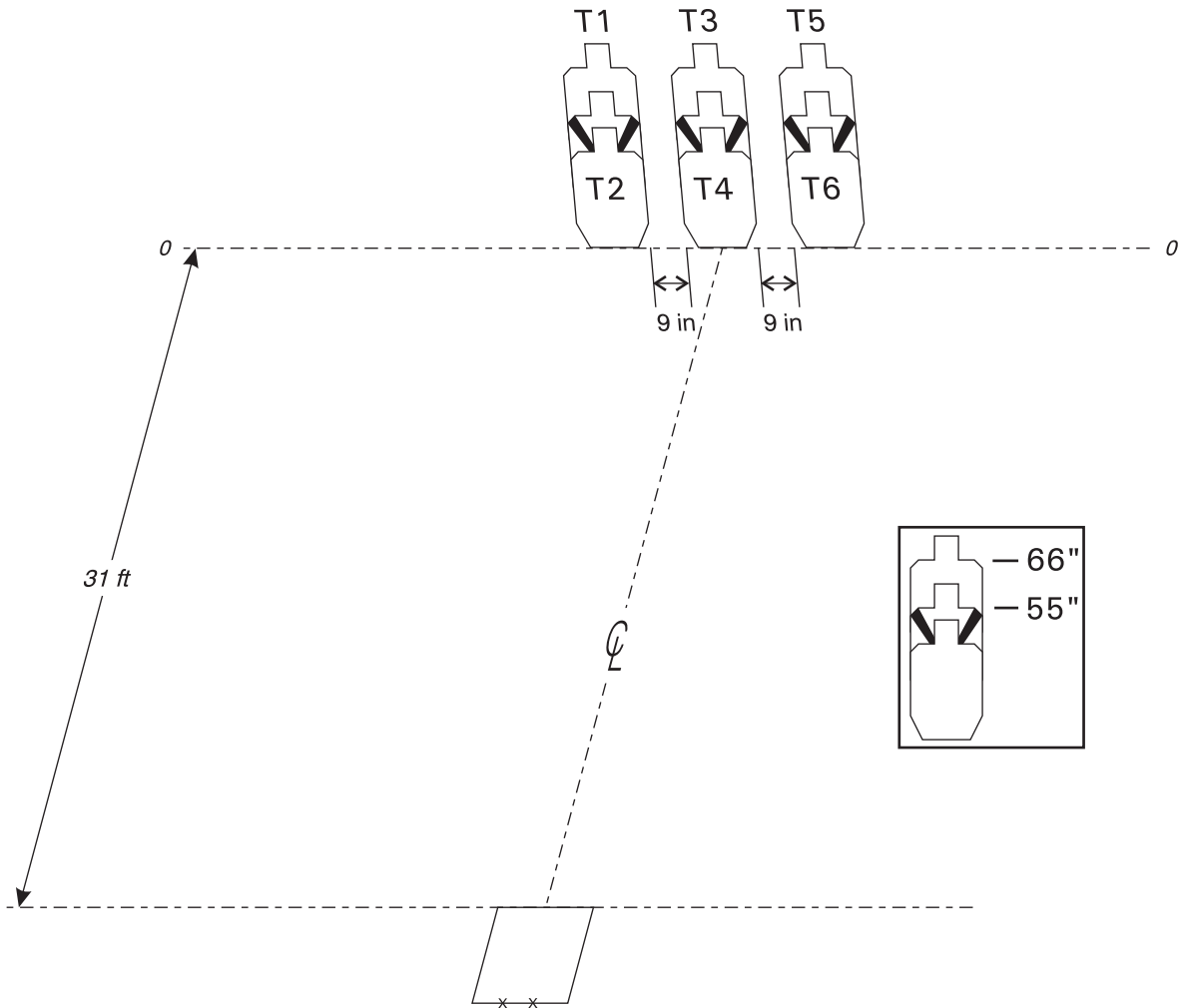
**START POSITION:** Standing inside the fault lines, toes touching marks, facing uprange, wrists above respective shoulders. Gun is loaded and holstered.

### STAGE PROCEDURE

Upon start signal, turn, then draw and engage either the upper or lower three targets with only two rounds each, perform a mandatory reload, and engage the remaining three-target array with only two rounds each from within the box.

### SCORING

**SCORING:** Virginia Count, 12 rounds, 60 points  
**TARGETS:** 6 Metric  
**SCORED HITS:** Best 2/paper  
**START - STOP:** Audible - Last Shot  
**PENALTIES:** Per current edition of USPSA Handgun Competition Rules



**SETUP NOTES:** Targets are set at 31 feet from the front of the shooting box, and are spaced 9 inches apart, edge to edge. The shoulders of T1, T3, and T5 are at 66 inches. The shoulders of the no-shoots are at 55 inches. Set the top edges of T2, T4, and T6 at 7.5 inches below



the top edge of the no-shoot.) All targets must be aligned vertically, edge to edge. The shooting box is a standard 3 foot by 3 foot box. The X marks are to be 12 inches in from each side of the box.



# NEO SHOOTERS USPSA

Course Designer: D.S.B.

Date: 6/24/2017

Stage #

6

**START POSITION:** Facing downrange with toes on marks. Handgun is unloaded and holstered. All magazines for the stage are placed on the barrel at the start signal.

**STAGE PROCEDURE:** At start signal, engage all targets from within the shooting area. All walls extend to ground and upwards to infinity. PP-1 activates ST-1 and must be knocked down before engaging ST-1. ST-1 remains visible when at rest. **NOTE:** after retrieving magazines, their location on the shooter's belt or person must conform to all division rules.

**SCORING:** Comstock, 31 rounds, 155 points  
**TARGETS:** 12 Metric, 2 PP, 1 MP  
**SCORED HITS:** Best 2 per paper, KD Steel = 1A  
**START-STOP:** Audible - Last shot  
**RULES:** USPSA current edition

