



NEO SHOOTERS USPSA

Course Designer: D.S.B.

Date: 7/9/2017

Stage

1

START POSITION: Facing downrange with hands touching marks. Handgun is loaded and holstered as per ready condition in rule 8.1.1 and 8.1.2. PCC – Facing downrange, PCC is loaded with muzzle touching one of the marks and stock touching belt.

STAGE PROCEDURE: At start signal, engage all targets from within the shooting area. All walls extend to ground and upwards to infinity.

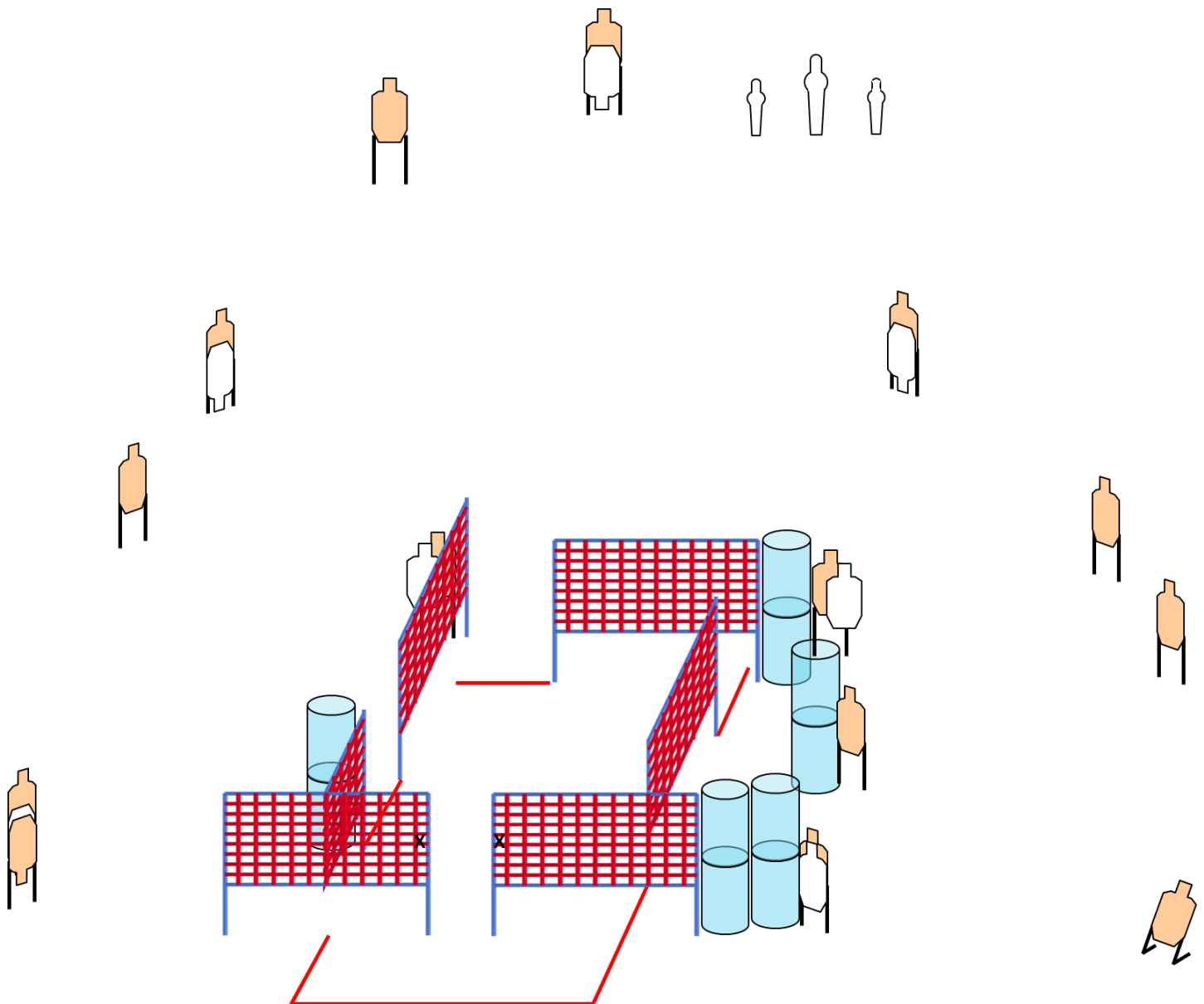
SCORING: Comstock, 31 rounds, 155 points

TARGETS: 14 Metric, 1 PP, 2 MP

SCORED HITS: Best 2 per paper

START-STOP: Audible - Last shot

RULES: USPSA current edition





NEO SHOOTERS USPSA

Course Designer: D.S.B.

Date: 7/9/2017

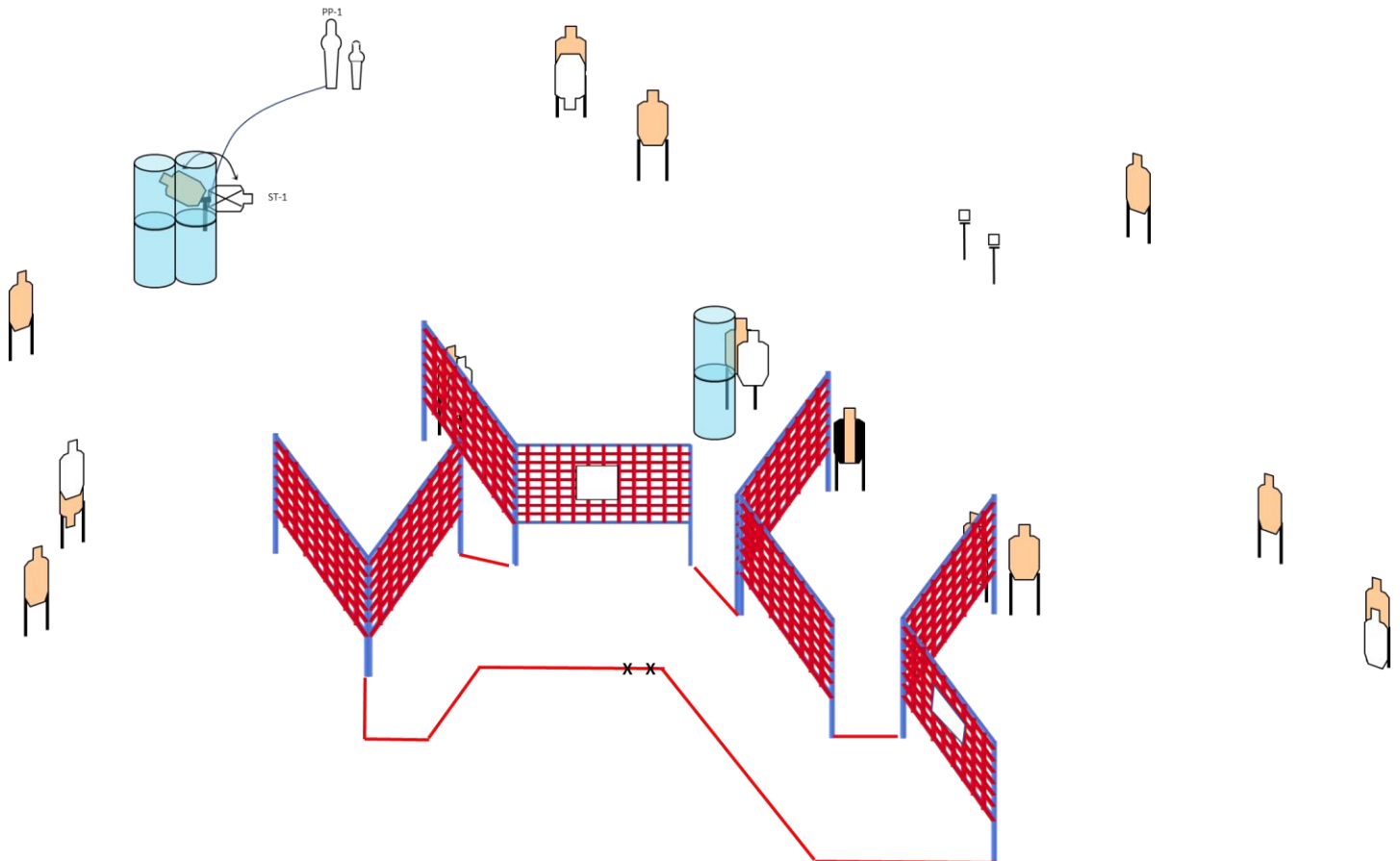
Stage

2

START POSITION: Facing downrange with toes on marks. Handgun is loaded and holstered as per ready condition in rule 8.1.1 and 8.1.2. PCC – Facing downrange with toes on marks, PCC is loaded with muzzle downrange and stock touching belt.

STAGE PROCEDURE: At start signal, engage all targets from within the shooting area. All walls extend to ground and upwards to infinity. PP-1 activates ST-1 and must be knocked before engaging ST-1. ST-1 remains visible when at rest.

SCORING: Comstock, 32 rounds, 160 points
TARGETS: 14 Metric, 1 PP, 1MP, 2 Steel
SCORED HITS: Best 2 per paper
START-STOP: Audible - Last shot
RULES: USPSA current edition





NEO SHOOTERS USPSA

Course Designer: D.S.B.

Date: 7/9/2017

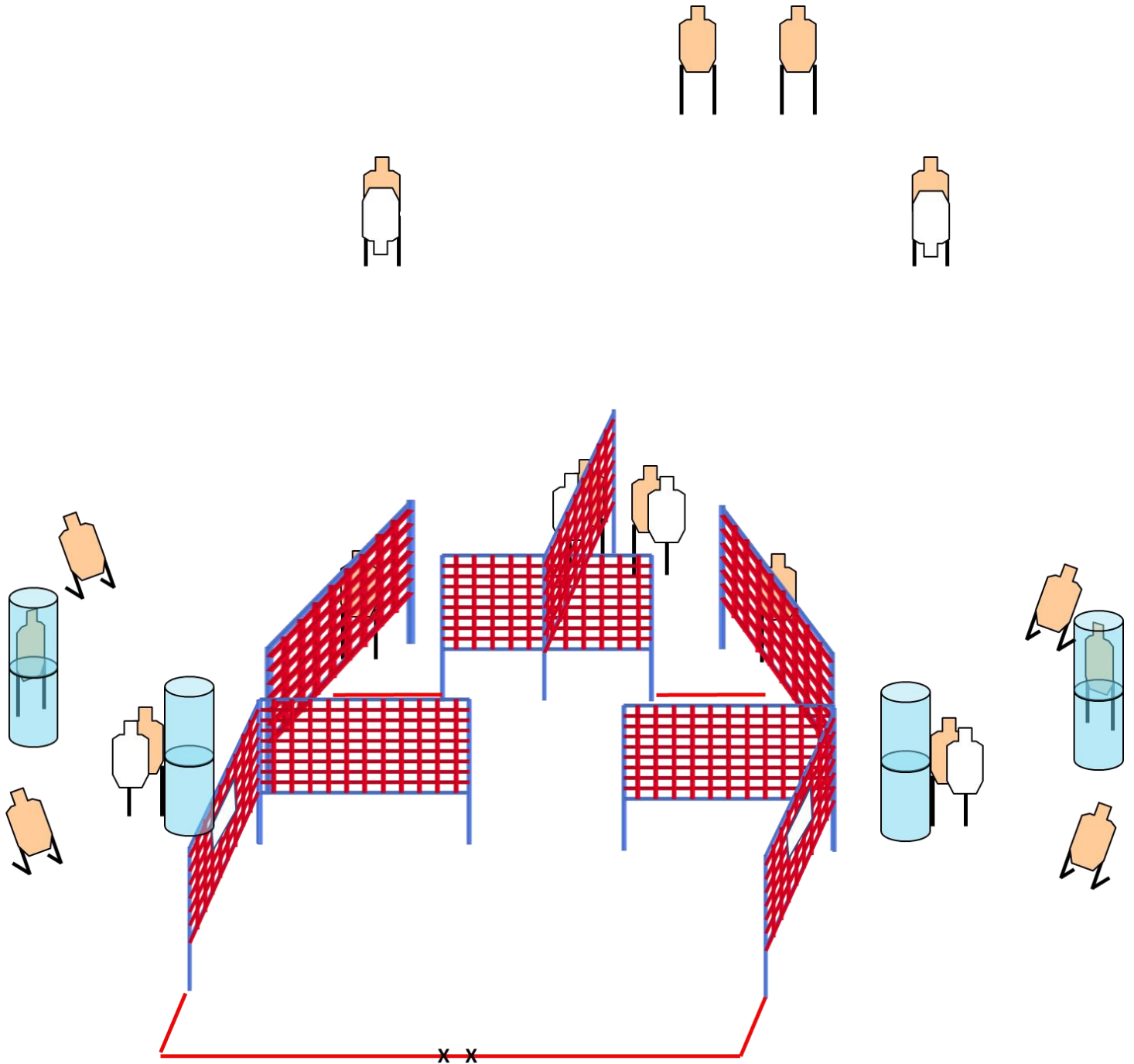
Stage #

3

START POSITION: Facing downrange with heels on marks. Handgun is unloaded and holstered. PCC – Facing downrange with heels on marks. PCC is unloaded with muzzle pointed downrange and stock touching belt.

STAGE PROCEDURE: At start signal, load firearm and engage all targets from within the shooting area. All walls extend to ground and upwards to infinity.

SCORING: Comstock, 32 rounds, 160 points
TARGETS: 16 Classic
SCORED HITS: Best 2 per paper
START-STOP: Audible - Last shot
RULES: USPSA current edition





NEO SHOOTERS USPSA

Course Designer: D.S.B.

Date: 7/9/2017

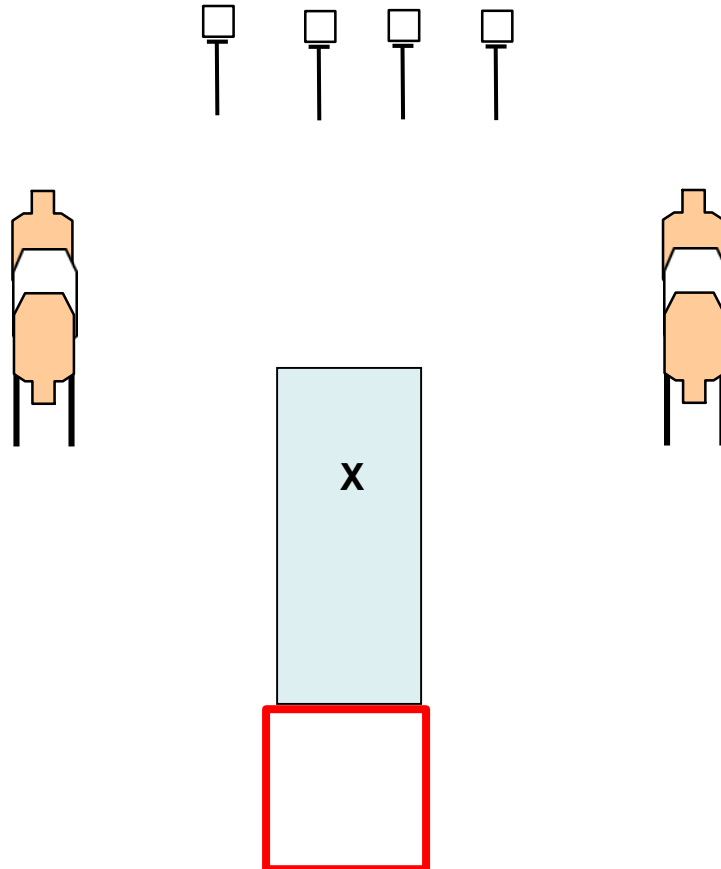
Stage #

4

START POSITION: Facing downrange with hands touching the barricade. Handgun is loaded and holstered as per ready condition in rule 8.1.1 and 8.1.2. PCC, Facing downrange, PPC is loaded with the muzzle touching the mark on barricade.

STAGE PROCEDURE: At start signal, engage all targets from within the shooting area. All walls extend to ground and upwards to infinity. Any target engaged from the weak hand side of the barricade must be engaged with weak hand only (weak shoulder for PCC). Malfunctions may be cleared with both hands.

SCORING: Comstock, 12 rounds, 60 points
TARGETS: 4 Metric, 4 Steel
SCORED HITS: Best 2 per paper
START-STOP: Audible - Last shot
RULES: USPSA current edition





RULES: USPSA Handgun Competition Rules, current edition **COURSE DESIGNER:** 1911 Single Stack Design Team

START POSITION: Standing in shooting area behind table, hands naturally at sides, loaded firearm and extra ammo on table.

STAGE PROCEDURE

String 1: On signal, engage targets with only two rounds each.

String 2: On signal, engage each target with only two rounds each.

Both strings will start with gun on the table. All ammo for the stage will be on the table. Gun is not to be propped up in any manner. All rounds must be fired from within the shooting area.

SCORING

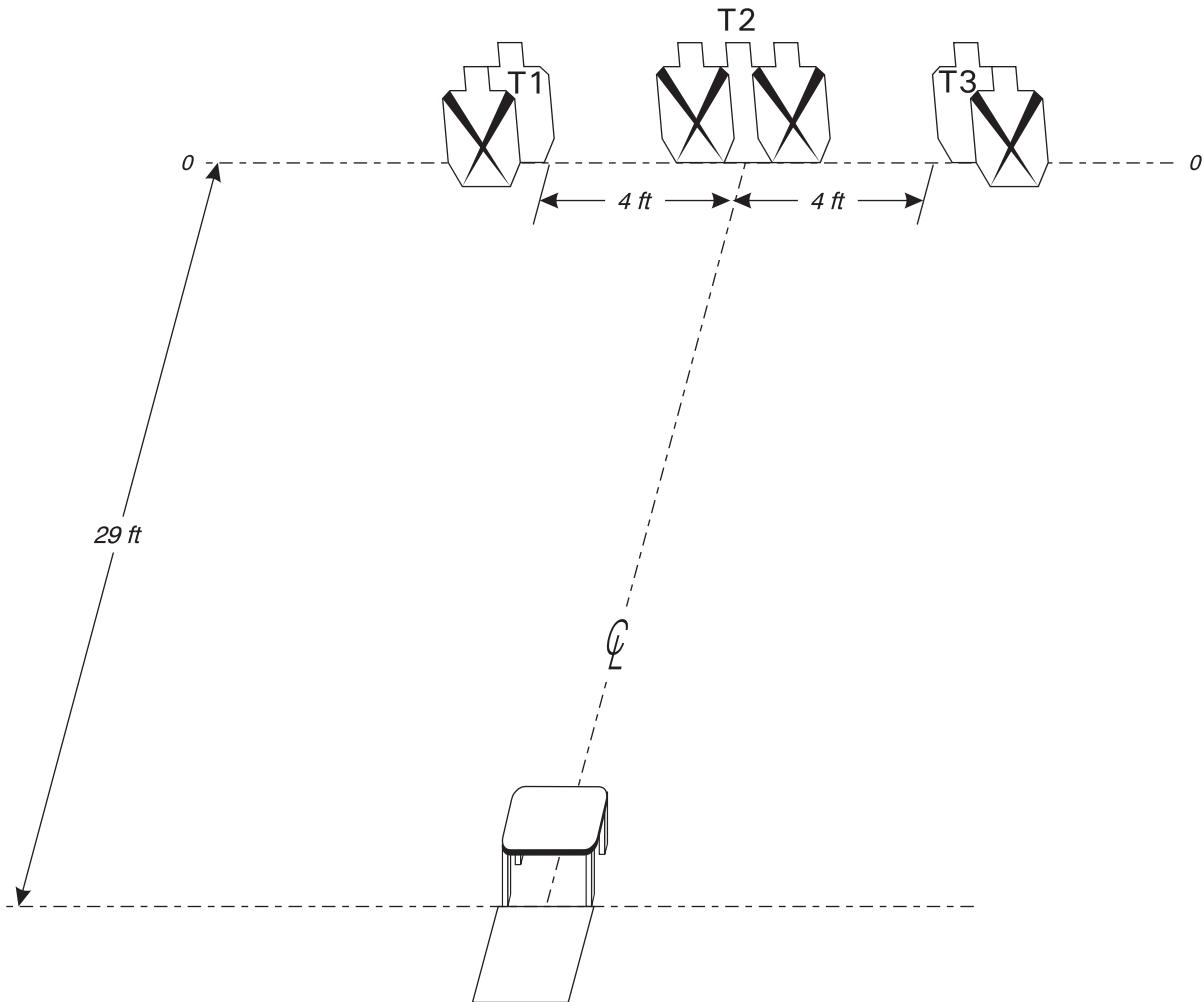
SCORING: Virginia Count, 12 rounds, 60 points

TARGETS: 3 Metric

SCORED HITS: Best 4/paper

START - STOP: Audible - Last shot

PENALTIES: Per current edition of USPSA Handgun Competition Rules



SETUP NOTES: Shoot targets are 58 inches high at shoulders. Table top is 30 inches high. No-shoots on T1 and T3 are set so top of no-shoot is even with top of shoulder and the no-shoot's scoring line is vertically in the middle of the A-zone scoring line. No-shoots on T2



are set so the scoring lines overlay the A-zone scoring lines. T2 and both no-shoots are set to the same height.



NEO SHOOTERS USPSA

Course Designer: D.S.B.

Date: 9/7/2017

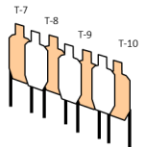
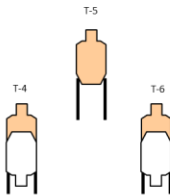
Stage

6

START POSITION: Standing in either Box A or Box E, facing downrange with firearm unloaded.

STAGE PROCEDURE: At start signal, engage all targets from the specified shooting area. T1-T3 from Box A, Plate Rack from Box B, T4-T6 from Box C, Texas Star from Box D, and T7-T10 from Box E. Wall does not extend to ground.

SCORING: Comstock, 31 rounds, 155 points
TARGETS: 10 Metric, 11 Steel
SCORED HITS: Best 2 per paper
START-STOP: Audible - Last shot
RULES: USPSA current edition



Setup Notes: Box C is 4'x4', the rest are 3'x3'. T1-T-3 are at 20 yards, 30 yards and 40 yards approximately. Plate Rack is set at 12 yards. T4-T6 are set as low as possible and are at 7-10 yards with the wall offset from box by 1'. Texas Star is set at 10yards, T7-T10 are set at 8 yards.