



NEO SHOOTERS USPSA

Course Designer: D.S.B.

Date: 8/26/2017

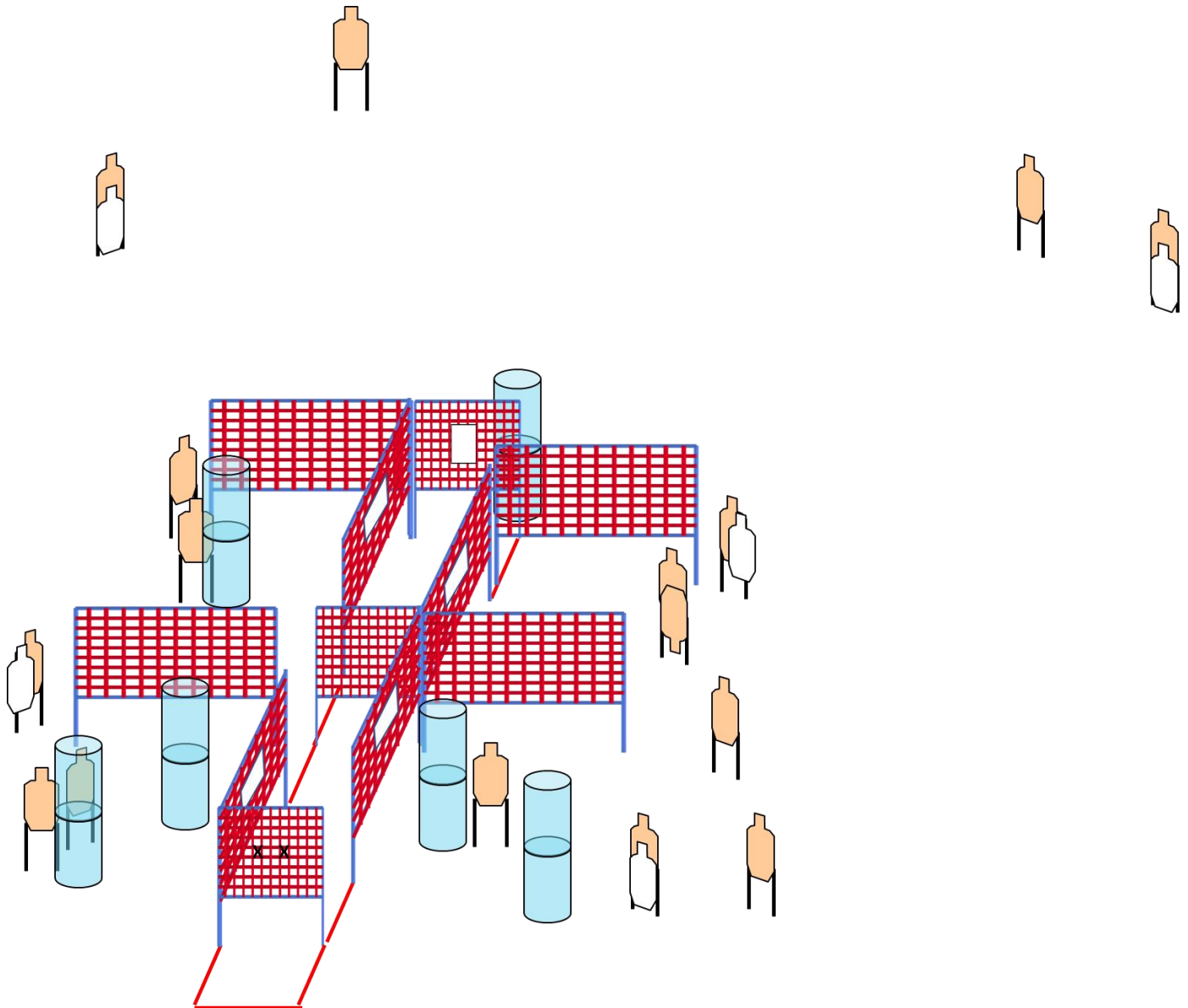
Stage

1

START POSITION: Handgun - Standing in shooting area with hands on marks. Handgun is loaded and holstered as per ready condition in rule 8.1.1 and 8.1.2. **PCC** – Standing in shooting area with muzzle touching mark and stock touching belt. PCC is loaded with safety on.

STAGE PROCEDURE: At start signal, engage all targets from within the shooting area. All walls extend to ground and upwards to infinity.

SCORING: Comstock, 32 rounds, 160 points
TARGETS: 16 Metric
SCORED HITS: Best 2 per paper
START-STOP: Audible - Last shot
RULES: USPSA current edition





NEO SHOOTERS USPSA

Course Designer: D.S.B.

Date: 8/26/2017

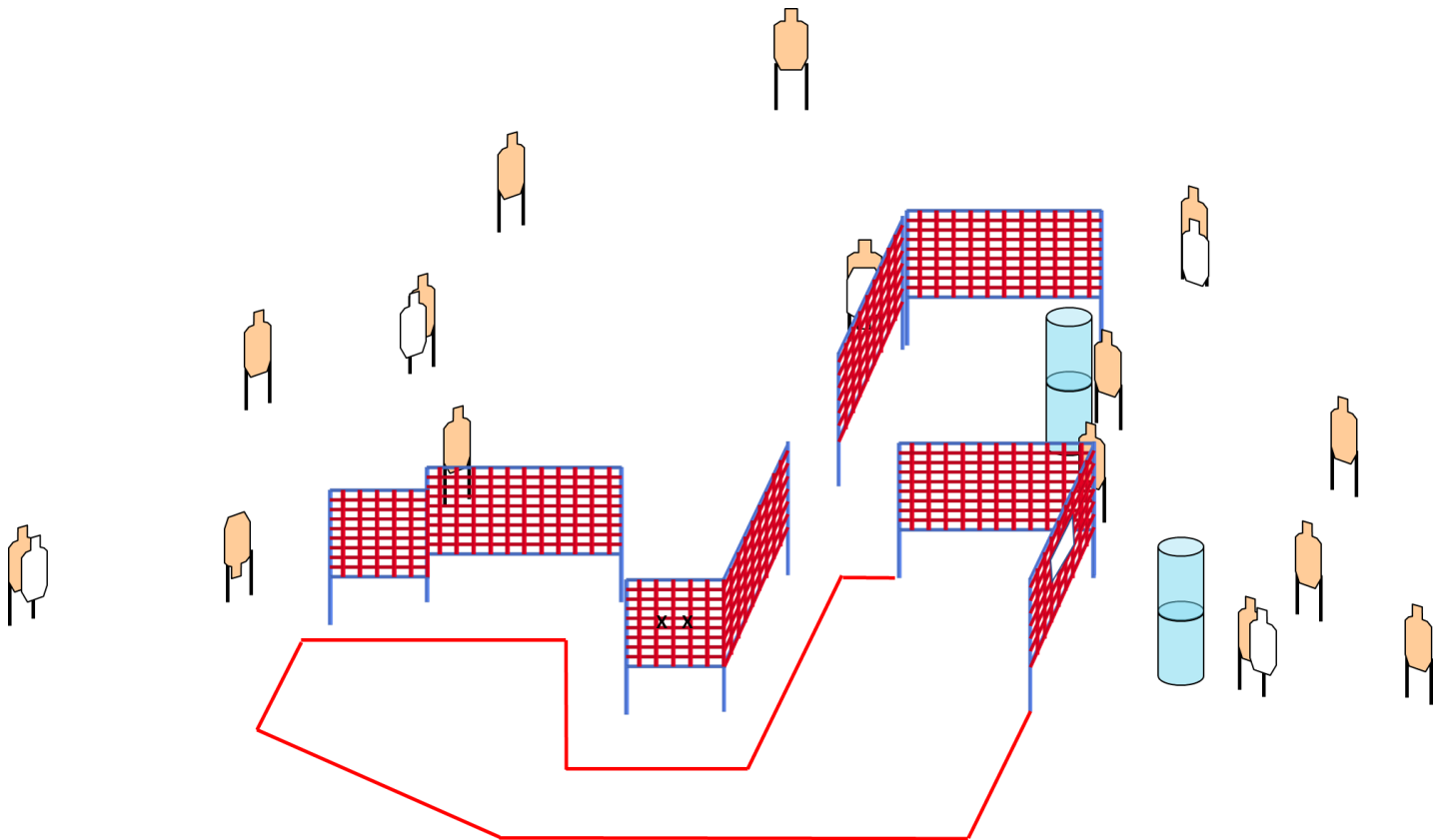
Stage #

2

START POSITION: Handgun - Facing downrange with hands on marks. Handgun is loaded and holstered as per ready condition in rule 8.1.1 and 8.1.2. **PCC** – Facing downrange with muzzle touching one of the marks. PCC is loaded.

STAGE PROCEDURE: At start signal, engage all targets from within the shooting area. All walls extend to ground and upwards to infinity.

SCORING: Comstock, 30 rounds, 150 points
TARGETS: 15 Metric
SCORED HITS: Best 2 per paper
START-STOP: Audible - Last shot
RULES: USPSA current edition





NEO SHOOTERS USPSA

Course Designer: D.S.B.

Date: 8/26/2017

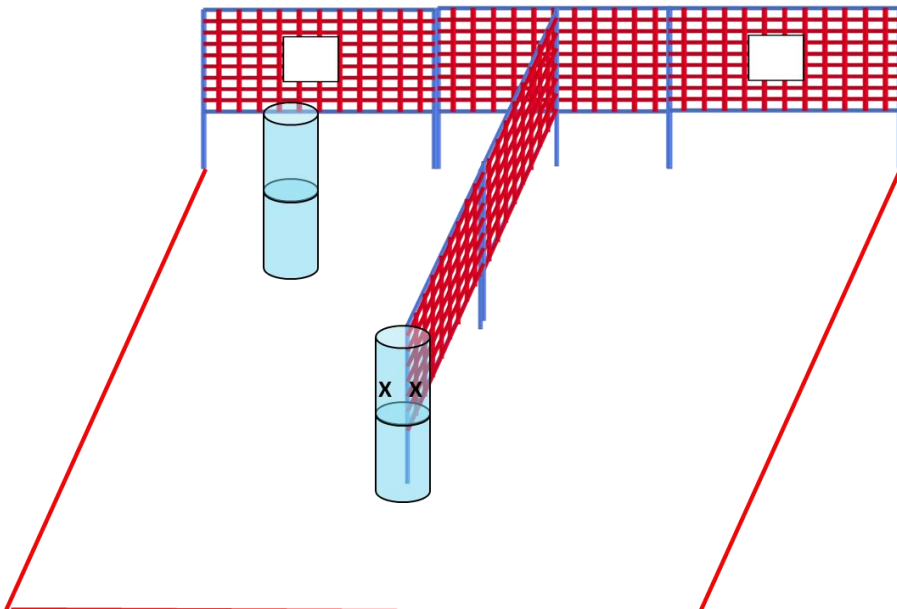
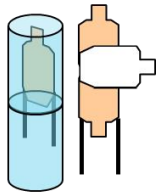
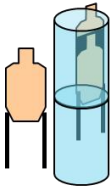
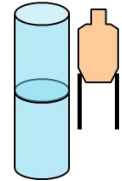
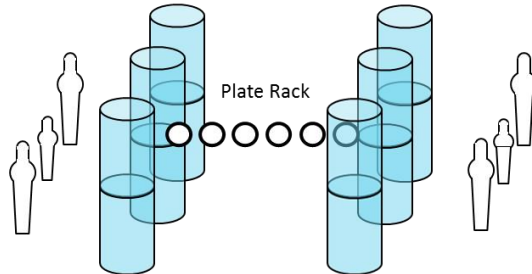
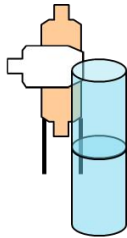
Stage

3

START POSITION: Handgun - Facing downrange with hands on marks. Handgun is loaded and holstered as per ready condition in rule 8.1.1 and 8.1.2. **PCC** – Facing downrange with muzzle touching one of the marks. PCC is loaded.

STAGE PROCEDURE: At start signal, engage all targets from within the shooting area. All walls extend to ground and upwards to infinity.

SCORING: Comstock, 30 rounds, 150 points
TARGETS: 9 Metric, 4 PP, 2 MP, 6 Steel
SCORED HITS: Best 2 per paper, KD Steel = 1A
START-STOP: Audible - Last shot
RULES: USPSA current edition





NEO SHOOTERS USPSA

Course Designer: D.S.B.

Date: 8/26/2017

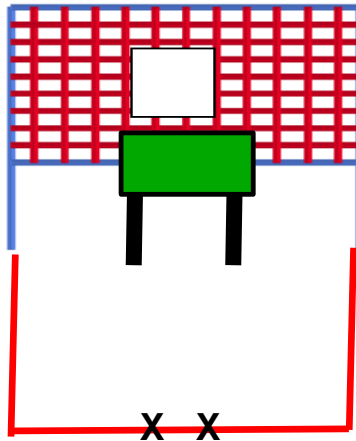
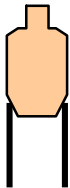
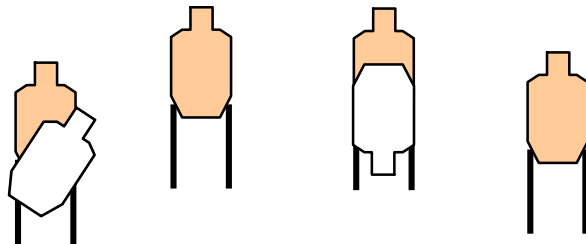
Stage #

4

START POSITION: Handgun - Facing downrange with toes on marks. Handgun or PCC is unloaded and placed on the table with muzzle pointed downrange. No propping the firearm. All ammo must come from the belt.

STAGE PROCEDURE: At start signal, engage all targets from within the shooting area. All walls extend to ground and upwards to infinity.

SCORING: Comstock, 12 rounds, 60 points
TARGETS: 6 Metric
SCORED HITS: Best 2 per paper
START-STOP: Audible - Last shot
RULES: USPSA current edition





CM 99-12

Take Your Choice

RULES: USPSA Handgun Competition Rules, current edition **COURSE DESIGNER:** Skipper Songy

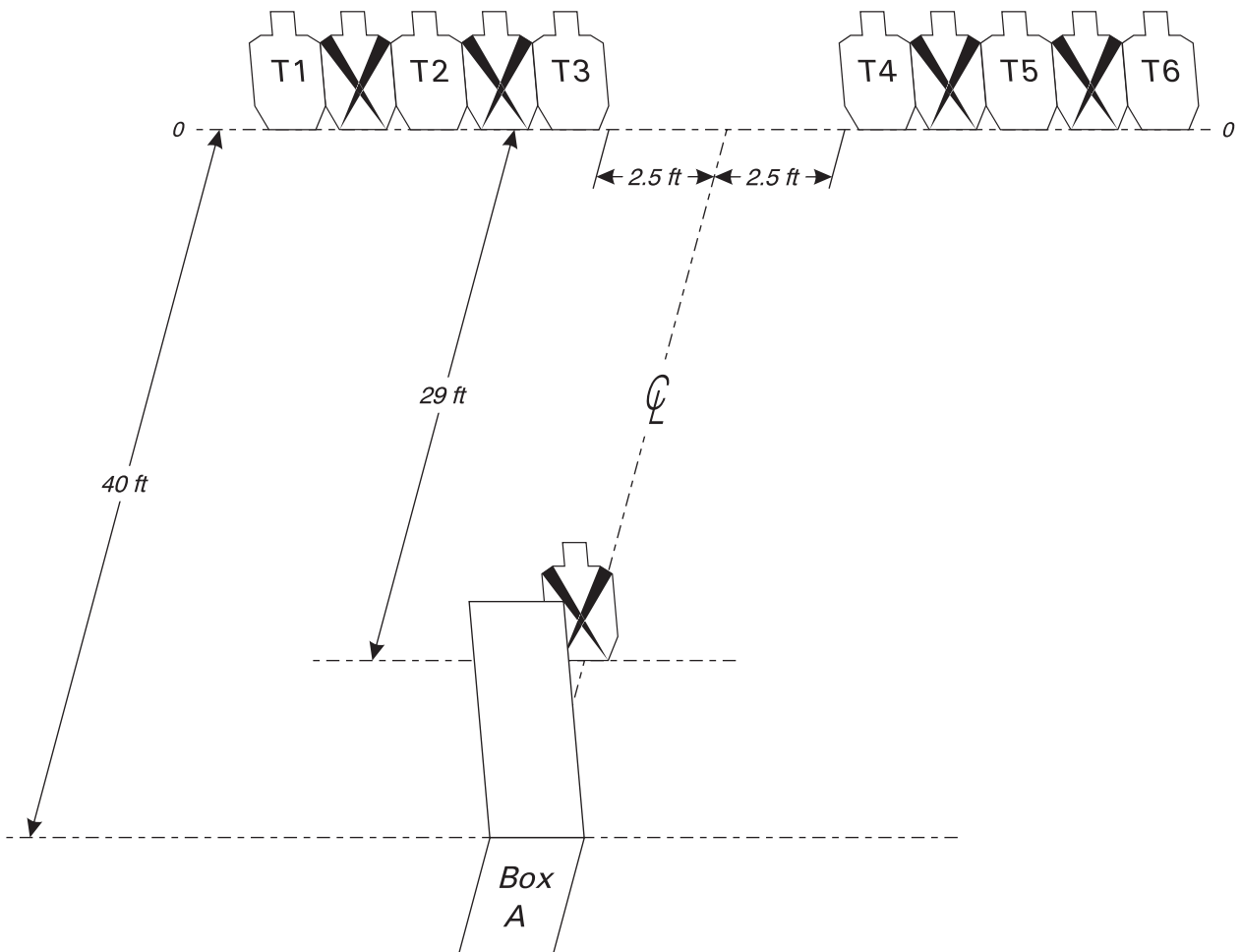
START POSITION: Standing in Box A, index finger and thumb of each hand touching, with hands placed flat on barricade at eye level. Handgun is loaded and holstered as per ready condition in rule 8.1.1 and 8.1.2.

STAGE PROCEDURE

Engage only T1-T3 from the left side of the barricade and only T4-T6 from the right side of the barricade. Upon the start signal, from Box A engage only the appropriate targets from one side of the barricade then make a mandatory reload and from Box A engage only the appropriate targets from the remaining side of the barricade.

SCORING

SCORING: Comstock, 12 rounds, 60 points
TARGETS: 6 Metric
SCORED HITS: Best 2/paper
START - STOP: Audible - Last shot
PENALTIES: Per current edition USPSA Handgun Competition Rules
Failure to perform mandatory reload will result in one procedural penalty per shot fired.



SETUP NOTES: Set targets to 5 feet high at shoulders with targets butted together. Shooting box is 2 feet by 3 feet behind barricade 2 feet wide and 6 feet high. Center no-shoot in front of barricade on centerline of stage.





NEO SHOOTERS USPSA

Course Designer: D.S.B.

Date: 8/26/2017

Stage #

6

START POSITION: Handgun - Facing downrange with toes on marks. Handgun is unloaded and holstered. **PCC** – Facing Downrange with toes on marks. PCC is unloaded with stock touching belt and muzzle pointing through center port. **Both** – all ammo for the stage is placed on barrels at start signal.

STAGE PROCEDURE: At start signal, engage all targets from within the shooting area. All walls extend to ground and upwards to infinity.

SCORING: Comstock, 34 rounds, 170 points
TARGETS: 17 Metric
SCORED HITS: Best 2 per paper
START-STOP: Audible - Last shot
RULES: USPSA current edition

